

Number Sense

Recognizes and Names Numbers 1 to 15



Objective:

Student recognizes and orally names numbers 1 through 15.

Materials:

Number Cards, p. 37
Class Checklist, p. 39
Activity Sheet, p. 40



Student Task

Say:

Today I will show you some cards. You will read the numbers.

Hold the cards in random order. Show the first card to the student. Say:

Let's begin. What is this number?

Student responds.

Use the **Notes** column on the class checklist for recording the responses:

Make a + if all the numbers are read correctly.

List each number that is named incorrectly.

For numbers that are self-corrected, make a • followed by the number.

Show the remaining 14 number cards and record each response.



**Recognizes and Names
Numbers 1 to 15**

Number Sense

EMC 3026 • © Evan-Moor Corp.

**Recognizes and Names
Numbers 1 to 15**

Number Sense

EMC 3026 • © Evan-Moor Corp.

**Recognizes and Names
Numbers 1 to 15**

Number Sense

EMC 3026 • © Evan-Moor Corp.

**Recognizes and Names
Numbers 1 to 15**

Number Sense

EMC 3026 • © Evan-Moor Corp.

**Recognizes and Names
Numbers 1 to 15**

Number Sense

EMC 3026 • © Evan-Moor Corp.

**Recognizes and Names
Numbers 1 to 15**

Number Sense

EMC 3026 • © Evan-Moor Corp.

**Recognizes and Names
Numbers 1 to 15**

Number Sense

EMC 3026 • © Evan-Moor Corp.

**Recognizes and Names
Numbers 1 to 15**

Number Sense

EMC 3026 • © Evan-Moor Corp.

**Recognizes and Names
Numbers 1 to 15**

Number Sense

EMC 3026 • © Evan-Moor Corp.

**Recognizes and Names
Numbers 1 to 15**

Number Sense

EMC 3026 • © Evan-Moor Corp.

**Recognizes and Names
Numbers 1 to 15**

Number Sense

EMC 3026 • © Evan-Moor Corp.

**Recognizes and Names
Numbers 1 to 15**

Number Sense

EMC 3026 • © Evan-Moor Corp.

**Recognizes and Names
Numbers 1 to 15**

Number Sense

EMC 3026 • © Evan-Moor Corp.

**Recognizes and Names
Numbers 1 to 15**

Number Sense

EMC 3026 • © Evan-Moor Corp.

**Recognizes and Names
Numbers 1 to 15**

Number Sense

EMC 3026 • © Evan-Moor Corp.

Note: Student names numbers 1 to 15.














Activity Sheet

Name _____

Name the Numbers

Read the numbers out loud.

1				
2				
3				
4	