

Letter Identification, Sound Identification, and Handwriting Practice to accompany the Wilson Foundations Program

Orientation – t

Week 1 – b, f

Week 2 – m, n

Week 3 – c, a

Week 4 – i, r,

Week 5 – o, g

Week 6 – d, s

Week 7 – e, u

Week 8 – l, h, k

Week 9 – p, j

Week 10 – v, w

Week 11 – z, q

Week 12 – x, y

Practice saying the letter name, picture, and letter sound, in that order.

“t, , /t/”

Then, write the letters 3 times on each writing grid.



Color the t's green.

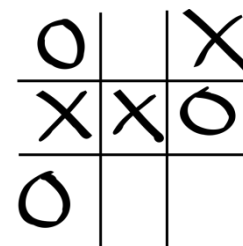

l	t	b	f
t	t	t	b
h	t	f	k
f	t	d	f

How many t's did you find? _____

What letter do you see? _____




Place a red circle around the t words.

Challenge: Label each picture.






















Practice saying the letter name, picture, and letter sound, in that order.

“b, , /b/”

“f,   , /f/”

Then, write the letters 3 times on each writing grid.

	_____
	-----
	_____
	_____
	_____
	-----
	_____
	_____
	_____
	-----
	_____
	_____

	_____
	-----
	_____
	_____
	_____
	-----
	_____
	_____
	_____
	-----
	_____
	_____

Color the b's blue and the f's yellow.

b	f	f	b
b	f	b	b
f	f	f	b
b	f	b	b

How many b's did you find? _____

How many f's did you find? _____

Place a purple circle around the b words.


Place a green circle around the f words.

Challenge: Label each picture.



Practice saying the letter name, picture, and letter sound, in that order.

“n, , /n/”

“m, , /m/”

Then, write the letters 3 times on each writing grid.



Color the m's pink and the n's orange.

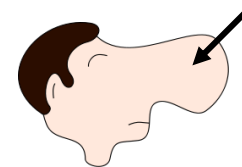
n	m	m	n
m	n	m	n
n	n	m	m
m	m	n	n

How many m's did you find? _____

How many n's did you find? _____


Place a blue circle around the m words.
Place a yellow circle around the n words.

Challenge: Label each picture.



























Practice saying the letter name, picture, and letter sound, in that order.

“c, , /c/”

“a, , /ă/”

Then, write the letters 3 times on each writing grid.

	_____
	-----
	_____
	_____
	_____
	-----
	_____
	_____
	_____
	-----
	_____
	_____

	_____
	-----
	_____
	_____
	_____
	-----
	_____
	_____
	_____
	-----
	_____
	_____

Color the c's blue and the a's red.

c	a	a	c
a	c	a	c
c	c	a	a
a	a	c	c

How many c's did you find? _____

How many a's did you find? _____

Place a purple circle around the c words.
Place a yellow circle around the a words.

Challenge: Label each picture.



Practice saying the letter name, picture, and letter sound, in that order.



Then, write the letters 3 times on each writing grid.

Three sets of handwriting practice lines. Each set includes a sun and cloud icon, an airplane icon, a grass patch icon, and a worm icon, followed by a solid top line, a dashed middle line, and a solid bottom line.

Three sets of handwriting practice lines. Each set includes a sun and cloud icon, an airplane icon, a grass patch icon, and a worm icon, followed by a solid top line, a dashed middle line, and a solid bottom line.

Color the i's brown and the r's yellow.

i	r	r	i
i	r	i	r
r	r	i	r
i	r	r	i


How many i's did you find? _____

How many r's did you find? _____


Place a orange circle around the i words.


Place a green circle around the r words.

Challenge: Label each picture.



























Practice saying the letter name, picture, and letter sound, in that order.

“o, , /ō/”

“g, , /g/”

Then, write the letters 3 times on each writing grid.

	_____
	-----
	_____
	_____
	_____
	-----
	_____
	_____
	_____
	-----
	_____
	_____

	_____
	-----
	_____
	_____
	_____
	-----
	_____
	_____
	_____
	-----
	_____
	_____

Color the o's orange and the g's green.


o	g	g	o
o	g	o	g
g	g	o	g
o	g	g	o

How many o's did you find? _____


How many g's did you find? _____


Place a orange circle around the o words.
Place a green circle around the g words.

Challenge: Label each picture.



























Practice saying the letter name, picture, and letter sound, in that order.

“d, , /d/”

“s, , /s/”

Then, write the letters 3 times on each writing grid.

	_____
	-----
	_____
	_____
	_____
	-----
	_____
	_____
	_____
	-----
	_____
	_____

	_____
	-----
	_____
	_____
	_____
	-----
	_____
	_____
	_____
	-----
	_____
	_____

Color the d's blue and the s's pink.

d	s	s	d
d	s	d	s
s	d	s	d
d	s	s	d

How many d's did you find? _____

How many s's did you find? _____

Place a yellow circle around the d words.


Place a green circle around the s words.

Challenge: Label each picture.



























Practice saying the letter name, picture, and letter sound, in that order.

“e, , /ĕ/”

“u, , /ū/”

Then, write the letters 3 times on each writing grid.

	_____
	-----
	_____
	_____
	_____
	-----
	_____
	_____
	_____
	-----
	_____
	_____

	_____
	-----
	_____
	_____
	_____
	-----
	_____
	_____
	_____
	-----
	_____
	_____

Color the e's orange and the u's blue.

e	u	u	e
u	e	e	u
e	u	e	u
u	e	e	u


How many e's did you find? _____

How many u's did you find? _____


Place a purple circle around the e words.

Place a red circle around the u words.

Challenge: Label each picture.



Practice saying the letter name, picture, and letter sound, in that order.



Then, write the letters 3 times on each writing grid.

Three sets of handwriting practice lines. Each set consists of a solid top line, a dashed middle line, and a solid bottom line. To the left of each set are three icons: a sun behind a cloud, a blue airplane, and a brown worm.

Color the l's green.

l	t	b	l
l	t	t	b
h	t	l	k
l	t	l	f

How many l's did you find? _____

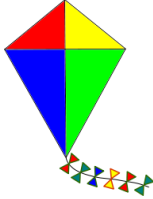
Place a red circle around the l words.

Challenge: Label each picture.



Practice saying the letter name, picture, and letter sound, in that order.

“h, , /h/”

“k, , /k/”

Then, write the letters 3 times on each writing grid.



Color the h's black and the k's yellow.


k	h	h	h
h	k	h	k
h	k	h	k
k	h	k	h

How many h's did you find? _____

How many k's did you find? _____


Place a blue circle around the h words.
Place a purple circle around the k words.

Challenge: Label each picture.



Practice saying the letter name, picture, and letter sound, in that order.

“p,  , /p/”

“j,  , /j/”

Then, write the letters 3 times on each writing grid.



Color the p's blue and the j's red.

p	j	j	p
p	j	p	p
j	j	j	p
p	j	p	p

How many p's did you find? _____

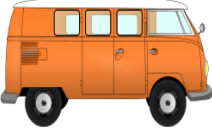
How many j's did you find? _____


Place a brown circle around the p words.
Place a green circle around the j words.

Challenge: Label each picture.



Practice saying the letter name, picture, and letter sound, in that order.

“ V, , /v/ ”

“ W, , /w/ ”

Then, write the letters 3 times on each writing grid.



Color the v's red and the w's yellow.

V	W	W	W
V	W	W	V
W	W	V	W
W	V	W	V

How many v's did you find? _____

How many w's did you find? _____


Place a brown circle around the v words.
Place a black circle around the w words.

Challenge: Label each picture.



Practice saying the letter name, picture, and letter sound, in that order.

“z, , /z/”

“qu, , /qu/”

Then, write the letters 3 times on each writing grid.



Color the z's blue and the q's yellow.


z	q	z	q
q	z	q	z
z	q	z	q
q	z	q	z

How many z's did you find? _____

How many q's did you find? _____

Place a purple circle around the z words.
Place a green circle around the q words.

Challenge: Label each picture.



Practice saying the letter name, picture, and letter sound, in that order.

“x, , /x/”

“y, , /y/”

Then, write the letters 3 times on each writing grid.



Color the x's pink and the y's yellow.

x	y	y	x
x	y	x	x
x	x	x	y
x	y	x	y

How many x's did you find? _____

How many y's did you find? _____

Place an orange circle around the x words.

Place a green circle around the y words.

Challenge: Label each picture.



Thank you for purchasing this product!

Visit our TPT store for other great downloads:

<http://www.teacherspayteachers.com/Store/Kinder-Culture>

Check out our blog: <http://kinderculture.blogspot.com/>

<3 Chelsea & Megan